

IELTS Listening Diagram Labelling



Take IELTS Full-Length Practice Tests



Daily Listening Practice Lessons



Click for 2025 Practice Tests



Call us - Crush the IELTS Test!



9597306237

Kindly Subscribe to our YouTube Channel to help us grow.

Receive IELTS listening practice lessons on a daily basis!



The image is a YouTube video player thumbnail. On the left, a red arrow points right with the text 'click here'. The main background is dark blue with a green triangle in the top right. The text 'IELTS' is in a green box, followed by 'LISTENING PRACTICE TEST' in white and green. Below this is a white button that says 'DAILY NEW VIDEO'. A red play button icon is in the center. On the right, a woman with dark hair, wearing a polka-dot shirt and headphones, is sitting at a desk, writing on a notepad. A red circular logo with a white border is overlaid on the bottom right, containing the text 'IELTS Listening Test Daily' and a green checkmark. To the right of the logo is a red button that says 'SUBSCRIBE'.

IELTS Listening Diagram Labelling

This post provides an **IELTS Listening Diagram Labelling PDF** featuring expert tips and practice questions. You'll be able to download the file and prepare offline, making your IELTS Listening practice more flexible and convenient.

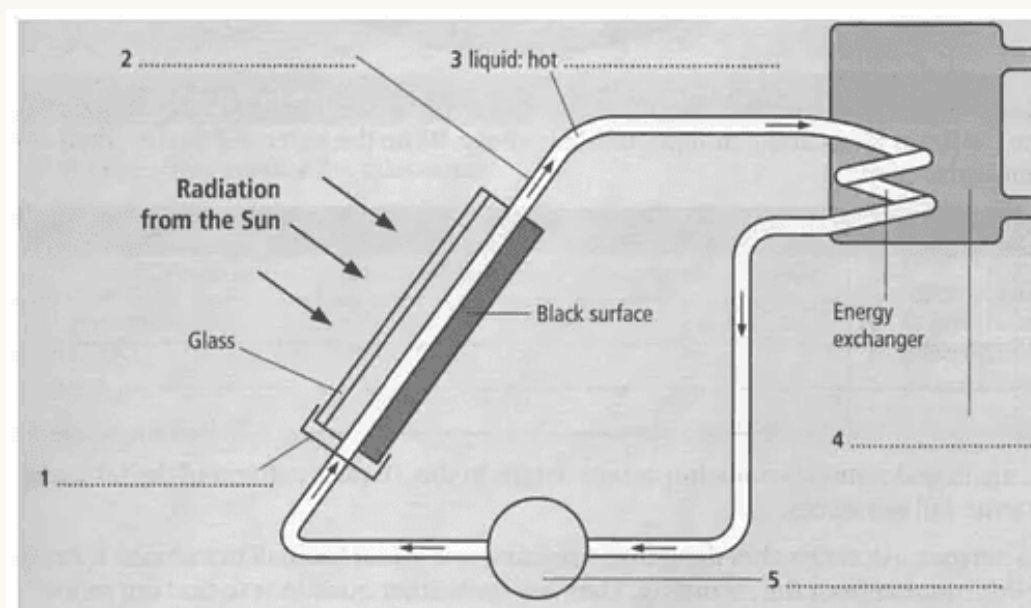
Diagram Labelling is one of the six question types in the IELTS Listening test. In this task, test takers must listen to an audio recording and **complete the labels** on a given diagram using the **correct words** or **numbers** from the recording. This question type tests both your ability to follow spoken descriptions and your understanding of spatial or structural layouts.

To achieve a high band score in IELTS Listening, it's crucial to practice all question types thoroughly. Use the included practice material and tips to build confidence in diagram labelling tasks and improve your overall test performance.

IELTS Listening Summary Completion Question - Sample 1

Audio 1 (Refer to the article)

Look at the diagram of a solar heating system and see what parts you will need to label. Listen to a talk about solar energy and complete the labels as you listen. Write **NO MORE THAN THREE WORDS** for each answer.



Daily Listening Practice Lessons

01



Click for 2025 Practice Tests



Call us – Crush the IELTS Test!



9597306237

Answers for the IELTS Listening Diagram Labelling Question - Sample 1

(Note: The text in italics is from the recording to show where the answer is taken from)

1. Solar panel

Explanation: *It is typical of any system which uses a solar panel to provide hot water.*

2. Copper pipe

Explanation: *Energy in the form of heat is conducted along the back of the solar panel to these copper pipes.*

3. Oil or water

Explanation: *Now... These pipes are filled with a liquid which in turn becomes hot. This can be either oil or water, though oil is usually used.*

4. Water tank

Explanation: *Though oil is usually used. The oil expands and rises up the pipe into the energy exchanger, which is located - up here - in the water tank.*

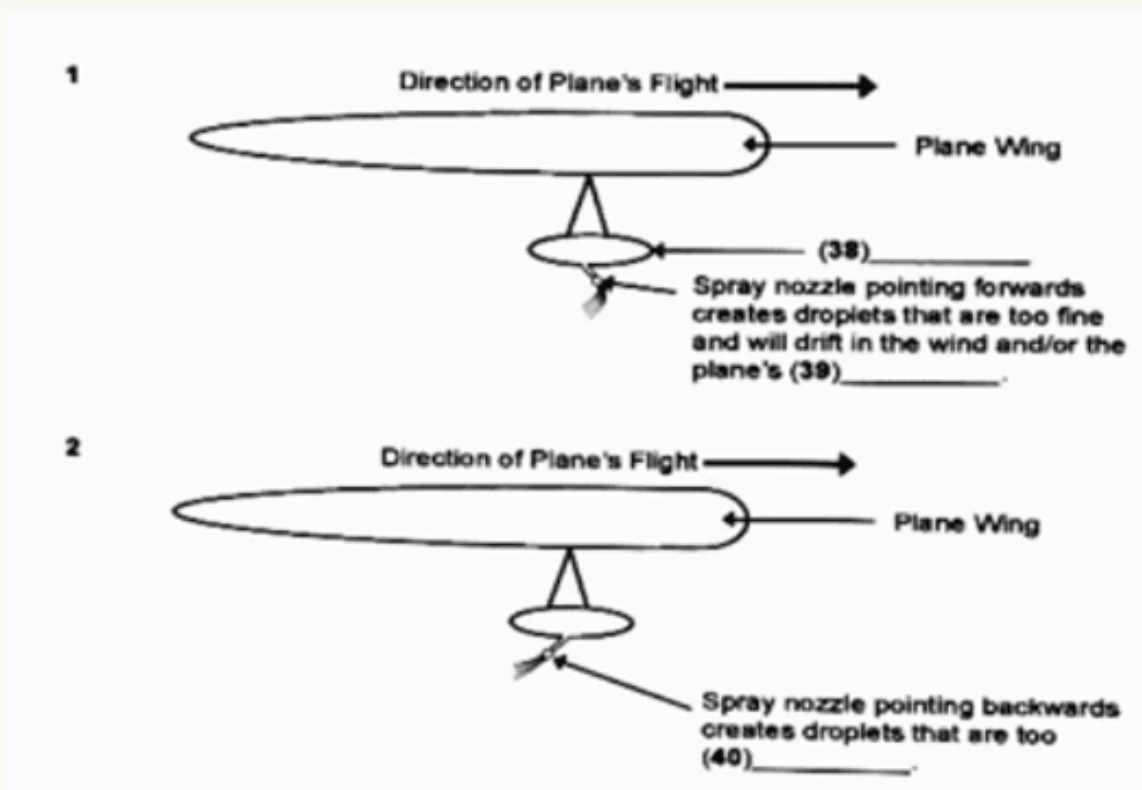
5. Pump

Explanation: *Sometimes we have to use a pump as well, to help the liquid along. It's a remarkably efficient system, when you think about it.*

IELTS Listening Summary Completion Question - Sample 2

Audio 2 (Refer to the article)

Label the diagram below.

Write **NO MORE THAN THREE WORDS** for each answer

Answers for the IELTS Listening Diagram Labelling Question - Sample 2

38. Holding tank

Explanation:sprays the cotton with the pesticides that are in a holding tank under each wing a careful spraying schedule and pattern should be created...

39. Slipstream

Explanation:if the spray is sent forwards in the direction of the plane's flight the droplets will become too fine and be carried away in the wind or in the slipstream of the plane some of the pesticides of course will hit the right crop



Daily Listening Practice Lessons

03



Click for 2025 Practice Tests



Call us - Crush the IELTS Test!



9597306237

40. Coarse

Explanation:if the spray is sent backwards from the spray nozzles with regards to the direction of the plane's flight the droplets will be too coarse which will also create uneven results a straight down release creates the optimum medium fine drop of spray

IELTS Listening Diagram Labelling Tips

You don't have to spend excessive effort on this question type—just follow these smart tips to approach diagram labelling effectively:

- Remember, you can listen only once. There's no replay or pause option, so stay completely focused throughout the audio.
- Always check the word limit mentioned in the instructions before you begin writing your answers.
- Carefully read the questions beforehand. Use skimming and scanning techniques to get an idea of what's being asked and where to focus.
- Look at the diagram title (if available). It can give you a quick overview of the topic and help you anticipate the content of the audio.
- Understand the layout and topic of the diagram. Recognizing the structure will guide your listening and make it easier to spot relevant information.
- Identify and underline keywords in the diagram. These words often appear in paraphrased form in the audio.
- Information usually follows a logical order in the recording. Catching this flow will make it easier to follow along and locate answers.
- Build your vocabulary. Since the audio may use synonyms or paraphrased terms, knowing different word forms can help you catch the correct answers.
- Know the type of word expected in each blank—whether it's a noun, verb, adjective, number, or something else.
- Review your practice sessions. Feedback is essential. It helps you identify areas of improvement and strengthen your listening skills.
- No negative marking for incorrect answers—so don't leave any blank. Make educated guesses when unsure.



- Try predicting possible answers based on the diagram before listening. This allows you to simply confirm your predictions while hearing the audio.
- Use visualization techniques. Creating a mental image of the description from the audio can help you map the information onto the diagram.
- Even if unsure about spelling, write something down. Your written answer is what counts, so don't leave it blank just because you're hesitant.
- You'll get 10 minutes at the end of the test to transfer your answers. It's often safer to write just the letter (A, B, C, etc.) when instructed, and always double-check your answers during this time.

Achieving a great IELTS score is key to your study abroad dreams and accessing your dream university. Explore our expert study abroad services, by contacting us for a free consultation today.



Daily Listening Practice Lessons

05



Click for 2025 Practice Tests




Call us – Crush the IELTS Test!




9597306237

Choose Your Next Step


Want to fix your low score? Get 1-on-1 coaching.
Apply Coupon: **WELCOME25** for 25% off

 9597306237

Enroll in our IELTS live group class led by 5+ yrs experienced trainers.

 9597306237

Take 3 full-length practice tests for just ₹799/-

 9597306237

Use our daily listening practice lessons to unlock your full potential.

[CLICK HERE](#)

✉ info.getieltspdf@gmail.com

All The Best!

 Daily Listening Practice Lessons

06



Click for 2025 Practice Tests

 Call us – Crush the IELTS Test!  9597306237