

# IELTS Listening Flow Chart Completion



**Take IELTS Full-Length Practice Tests**



Daily Listening Practice Lessons



Click for 2025 Practice Tests



Call us - Crush the IELTS Test!



9597306237

Kindly Subscribe to our YouTube Channel to help us grow.

Receive IELTS listening practice lessons on a daily basis!



A YouTube video thumbnail for an IELTS Listening Practice Test. The background is dark blue with a green triangle in the top right corner. On the left, a red arrow points right with the text "click here". The main text reads "IELTS LISTENING PRACTICE TEST" in large, bold letters, with "IELTS" in white on a green background, "LISTENING" in white, and "PRACTICE TEST" in green. Below this, a white button says "DAILY NEW VIDEO". In the center, a red play button icon is overlaid on a woman wearing headphones and writing on a notepad. In the bottom right corner, there is a circular logo with a headset and the text "IELTS Listening Test Daily", and a red button that says "SUBSCRIBE".

# IELTS Listening Flow Chart Completion

## IELTS Listening Flow Chart Completion PDF: Practice Tests and Tips

The IELTS Listening Flow Chart Completion question type typically appears in Sections 2 or 3 of the test. This question type often appears in the exam. Hence, it's important to build essential skills like active listening, concentration, and multitasking. Strengthen these skills by practicing multiple IELTS Listening Flow Chart Completion sample questions given below.

Learn how to answer IELTS Listening Flow Chart Completion questions successfully in this article.

## IELTS Listening Flow Chart Question Type Explained

A flowchart is a pictorial representation of the process or flow of data in a continuous sequence. To answer IELTS Listening flow chart questions, first, quickly read the chart to understand the process and predict the type of information (e.g., noun, date, action) needed for each blank. You will be given only 20-30 seconds to do this.

As the audio plays, follow the sequence of steps in the flow chart, listening carefully for the exact words that fill the gaps. Always stick to the given word limit. If you exceed the word limit, your answers will be marked incorrect.

Here are a few sample IELTS Listening Flow Chart completion questions to give you an idea of the task.

## IELTS listening flow chart completion practice test

### IELTS listening flow chart completion practice sample 1

#### Shoe making



Daily Listening Practice Lessons

01



Click for 2025 Practice Tests



Call us – Crush the IELTS Test!



9597306237

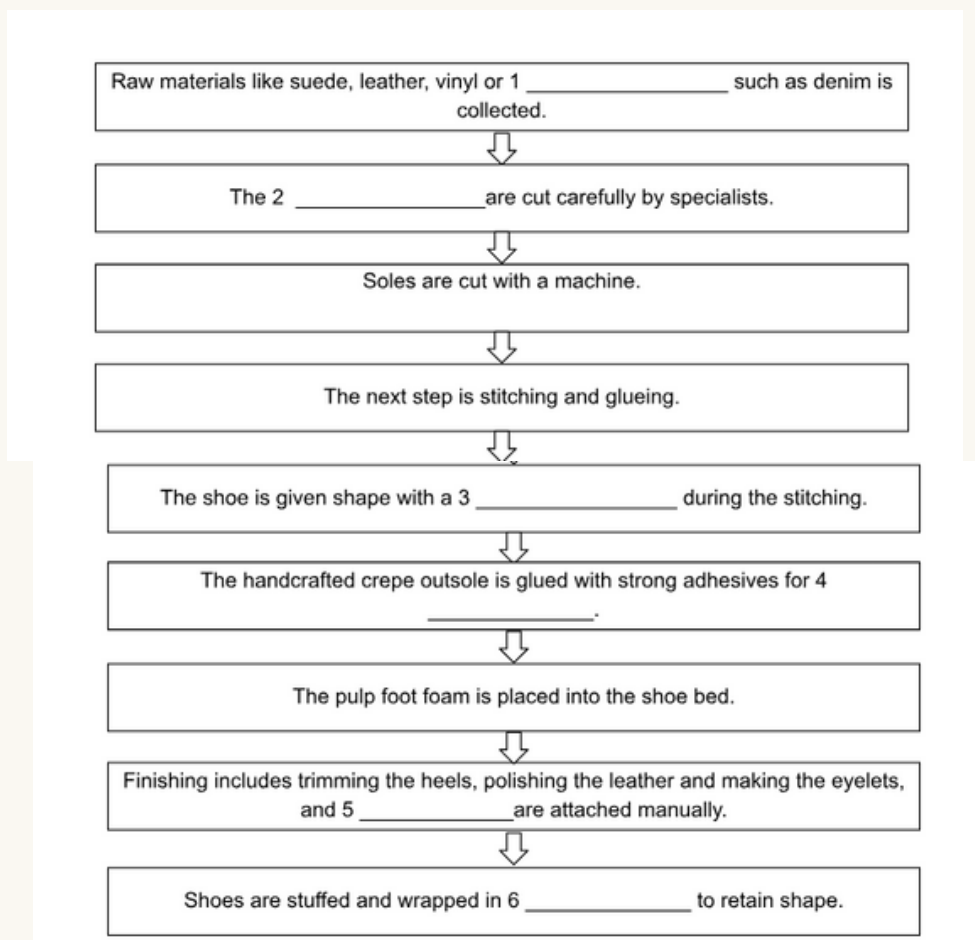
**Audio 1** (Refer to the article)

**Questions 1-6**

Complete the flowchart below.

Write **NO MORE THAN TWO WORDS** for each answer.

**Manufacturing a Simple Shoe**



Audio context: A recording of this sample question is a speech by a supervisor at the Regal Shoe Manufacturing Company, who is talking about shoe production.

Answers

1. fabrics

Audio transcript: Sometimes we use fabrics like denim according to the dictates of fashion.

2. uppers

Audio transcript: Expert shoemakers cut the material for the uppers.



Daily Listening Practice Lessons

02



Click for 2025 Practice Tests



Call us – Crush the IELTS Test!



9597306237

3. lasting board

Audio transcript: A lasting board is stitched to the uppers.

4. durability

Audio transcript: For durability, the crepe outsole, which is cut by hand, is glued with strong adhesives.

5. shoelaces

Audio transcript: The eyelets are made and the shoelaces are attached at this stage, this is done by hand.

6. wax paper

Audio transcript: Then they are wrapped in wax paper and packed in shoe boxes, all set for transportation and distribution locally or in different regions across the world.

## IELTS listening flow chart completion practice sample 2

### Candy making

Recording should be added here

Questions 1-7

**Complete the flowchart below.**

Write **NO MORE THAN THREE WORDS AND/OR A NUMBER** for each answer.



Daily Listening Practice Lessons

03



Click for 2025 Practice Tests

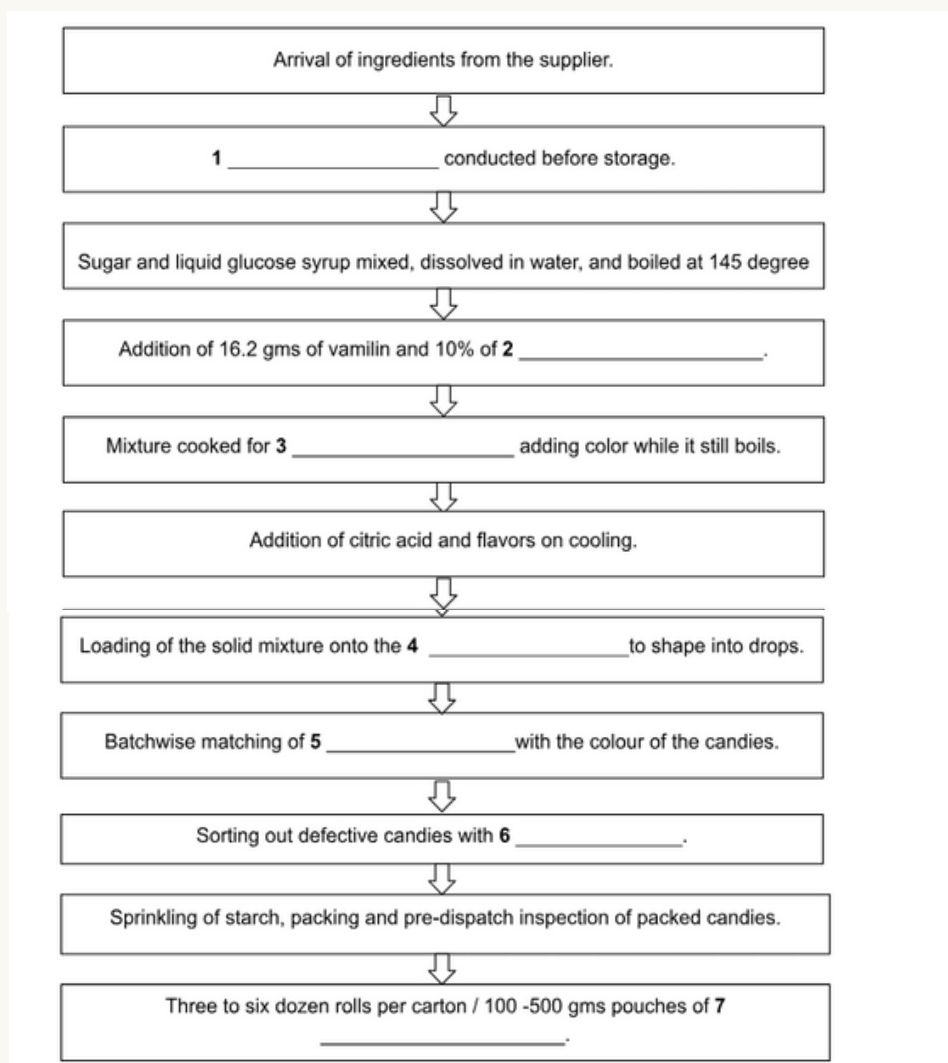


Call us – Crush the IELTS Test!



9597306237

## Process- Candy making



**Audio context:** A recording of this sample question is a speech by a supervisor at Jenny Davis, manager at the Rowentree Candy factory, who is talking about candy making.

**Answers**

1. quality check

**Audio transcript:** But these ingredients always go through a quality check before being sent for storage.



2. reworks or the reworks

**Audio transcript:** Reworks is the mixture of sugar and other ingredients which is dissolved in water once again and filtered to get rid of the aroma and dyes. So, 10% of the reworks is added.

3. Thirty minutes or 30 minutes

**Audio transcript:** After allowing the mixture to cook in the vat at 125-126 degrees for thirty minutes, colour is added while the process of boiling continues till the time the temperature reaches a 150 degrees.

4. roller machine

**Audio transcript:** Citric acid and the flavours are added to the mixture after it has slightly cooled. (Q.4) The whole mass is kneaded, and loaded onto the roller machine.

5. the flavours

**Audio transcript:** The flavours are adjusted according to the colour. For example, the lemon flavour is added to the yellow candies.

6. metal detector

**Audio transcript:** The drops then pass through a metal detector. Defective pieces are automatically pushed aside by the machine.

7. single wraps

**Audio transcript:** Single wraps are packed in pouches of a hundred to five hundred grams.



## Tips for Solving Flow Chart Questions While Listening

Once the audio starts, your main job is to **listen carefully** and find the answers. Here are some key tips to help you succeed:

- **Stay Focused:** You won't get the right answers without paying close attention to the audio.
- **Spot Keywords:** Listen for the keywords you identified when you read through the chart earlier.
- **Watch for Synonyms & Paraphrasing:** After you hear a keyword, be alert for words and phrases that mean the same thing but aren't exactly what you saw in the chart. The speaker might rephrase sentences.
- **Wait for the Final Answer:** Sometimes speakers might change their minds or correct themselves, so wait until you're sure before writing your answer.
- **Write Clearly (Use CAPITALS!):** To avoid spelling mistakes and make your answers easy to read, it's a great idea to write all your answers in **CAPITAL LETTERS**.
- **Answers in Order:** The answers will come in the same order as the flow chart steps, so once you've found one, just move on to listening for the next.
- **Don't Get Stuck:** If you miss an answer, don't panic or spend too much time on it. Just leave it blank for a moment, move to the next question, and make an educated guess for the blank later if you have time.


### Conclusion:

Achieving a great IELTS score is key to your study abroad dreams and accessing your dream university. Explore our expert study abroad services, by contacting us for a free consultation today.




### Choose Your Next Step


Want to fix your low score? Get 1-on-1 coaching.  
Apply Coupon: **WELCOME25** for 25% off

 9597306237

Enroll in our IELTS live group class led by 5+ yrs experienced trainers.

 9597306237

Take 3 full-length practice tests for just ₹799/-

 9597306237

Use our daily listening practice lessons to unlock your full potential.

[CLICK HERE](#)

✉ info.getieltspdf@gmail.com

All The Best!



Daily Listening Practice Lessons

07



Click for 2025 Practice Tests



Call us – Crush the IELTS Test!



9597306237