

IELTS Writing Task 1 Table Chart

**Number of international students in Canada
and the USA in two school years**



Take IELTS Full-Length Practice Tests



IELTS Prep Video Resources



Click for 2025 Practice Tests



Call us - Crush the IELTS Test!



9597306237

Kindly Subscribe to our YouTube Channel to help us grow.

Access high-quality IELTS prep video resources to prepare efficiently.



IELTS Prep Video Resources



Click for 2025 Practice Tests



Call us – Crush the IELTS Test!



9597306237

IELTS Writing Task 1 Table Chart

Number of international students in Canada and the USA in two school years

The two tables below show the number of international students from different resource countries in Canada and the USA in two school years.

Summarise the information by selecting and reporting the main features, and make comparisons where relevant.

You should write at least 150 words.

The tables show how many international students studies in Canada and the United States by country of origin.

CANADA	Country of Origin	2002	2003	Change
	China	5,400	7,850	+45%
	The USA	5,000	5,450	+9%
	India	2,100	2,835	+35%
	Total	59,870	70,004	+17%

USA	Country of Origin	2002	2003	Change
	China	110,000	116,600	+6%
	India	200,000	182,000	-9%
	Canada	31,000	33,170	+7%
	Total	581,600	592,230	+2%



Model essay for table chart showing the number of international students studying in Canada and the USA.

There are 2 tables given that show the number of international students studying in Canada and USA in the years 2002 and 2003 and the percentage of change in the number of students in the two years.

Looking at the total number of students in 2002 and 2003, it is evident that it has increased in 2003 except for the number of Indian students in the USA. Even though the percentage change in Canada is higher, the total number of foreign students is more in the USA.

There is a 45% increase in the number of Chinese students in Canada from 5400 in 2002 to 7850 in 2003. But in the USA the change is only 6% in the number of Chinese students. The highest number of international students in the USA are from India but faced a decrease of 9% in the numbers in 2003. Meanwhile there was an increase of 35% in the number of Indian students studying in Canada from 2100 in 2002 to 2835 in 2003.

The increase of Canadian students in the USA and the increase of USA students in Canada are comparable. The increase is 7% and 9% respectively. Canada saw a 17% increase in the number of international students while the USA only witnessed a growth of 2%.


Word Count: 215




Choose Your Next Step

Get 1-on-1 IELTS coaching from experts at 25% off!


Apply Coupon: **WELCOME25** for 25% off

 9597306237

Enroll in our IELTS live group class led by 5+ yrs experienced trainers.

 9597306237

Take 3 full-length practice tests for just ₹799/-

 9597306237

Use our daily reading practice lessons to reach your full potential.

[CLICK HERE](#)

✉ info.getieltspdf@gmail.com

All The Best!



IELTS Prep Video Resources

03



Click for 2025 Practice Tests

Call us to achieve your target IELTS score.  9597306237