

IELTS Writing Task 1 Line Graph

The line graph shows Paris metro station passengers



Take IELTS Full-Length Practice Tests



IELTS Prep Video Resources



Click for 2025 Practice Tests



Call us - Crush the IELTS Test!



9597306237

Kindly Subscribe to our YouTube Channel to help us grow.

Access high-quality IELTS prep video resources to prepare efficiently.



IELTS Writing Task 1 Line Graph

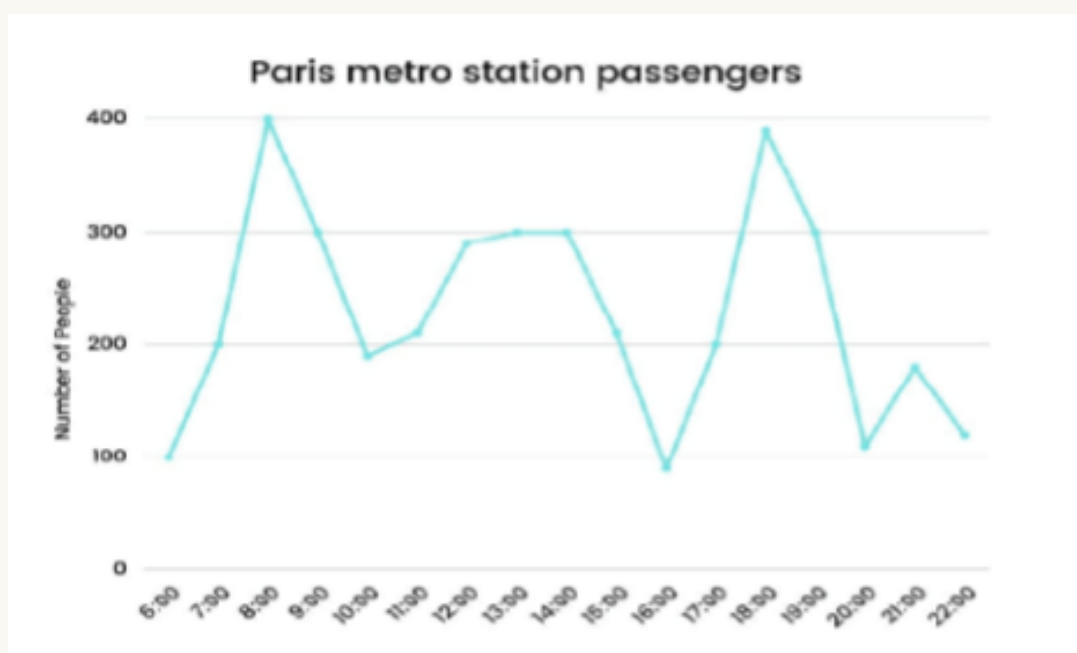
The line graph shows Paris metro station passengers

1. The line graph shows Paris metro station passengers.

You should spend about 20 minutes on this task.

Summarise the information by selecting and reporting the main features and make comparisons where relevant.

Write at least 150 words.



IELTS Prep Video Resources

01



Click for 2025 Practice Tests



Call us – Crush the IELTS Test!



9597306237

The Line Graph Shows Paris Metro Station Passengers Model Answer 1

This line graph portrays information about the number of people using the Paris metro station at different time intervals.

On a typical day, around 100 passengers used the Paris metro station at 6.00 am. It reached a maximum of 400 at 8.00 am and maintained an average population of 200 to 300 between 9.00 am and 4.00 pm. Again it jumped high to nearly 400 passengers at 6.00 pm and fell to 100 from 8.00 pm.

It is surprising to see that the Paris metro station is used almost 16 hours a day, where the number of commuters increased to the highest twice, one in the morning and one in the evening.

Overall, passengers rely on the Paris metro station more during office hours than the normal hours. The government must provide additional services to avoid overload as it may lead to serious repercussions in the near future.



The Line Graph Shows Paris Metro Station Passengers Model Answer 2

This line graph represents the number of people using the Paris metro station during different times.

At 6.00 am, around 100 passengers use the Paris metro station. It gradually increases to 200 at 7.00 am and suddenly rises to 400 at 8.00 am. Then the number of people commuting fluctuates between 200 and 300 for a while and skyrockets to nearly 400 during 6.00 pm.

From the data, the number of passengers in the Paris metro station increased twice to the highest at 8.00 am and 6.00 pm, and reached four times the lowest in a day. Apart from that, there were certainly ups and downs in the middle of the day.

Overall, the commuters in Paris use the metro station during peak hours and leave them empty at the beginning and end of the day. The rest of the time is witnessed with a certain number of passengers that might be children, elderly or other communities.


(163 words)




Choose Your Next Step

Get 1-on-1 IELTS coaching from experts at 25% off!


Apply Coupon: **WELCOME25** for 25% off

 9597306237

Enroll in our IELTS live group class led by 5+ yrs experienced trainers.

 9597306237

Take 3 full-length practice tests for just ₹799/-

 9597306237

Use our daily reading practice lessons to reach your full potential.

[CLICK HERE](#)

✉ info.getieltspdf@gmail.com

All The Best!



IELTS Prep Video Resources

04



Click for 2025 Practice Tests



Call us – Crush the IELTS Test!



9597306237