

IELTS Writing Task 1 Pie Chart

The pie charts below show the different types of courses



Take IELTS Full-Length Practice Tests



IELTS Prep Video Resources



Click for 2025 Practice Tests



Call us - Crush the IELTS Test!



9597306237

Kindly Subscribe to our YouTube Channel to help us grow.

Access high-quality IELTS prep video resources to prepare efficiently.



IELTS Prep Video Resources



Click for 2025 Practice Tests



Call us – Crush the IELTS Test!



9597306237

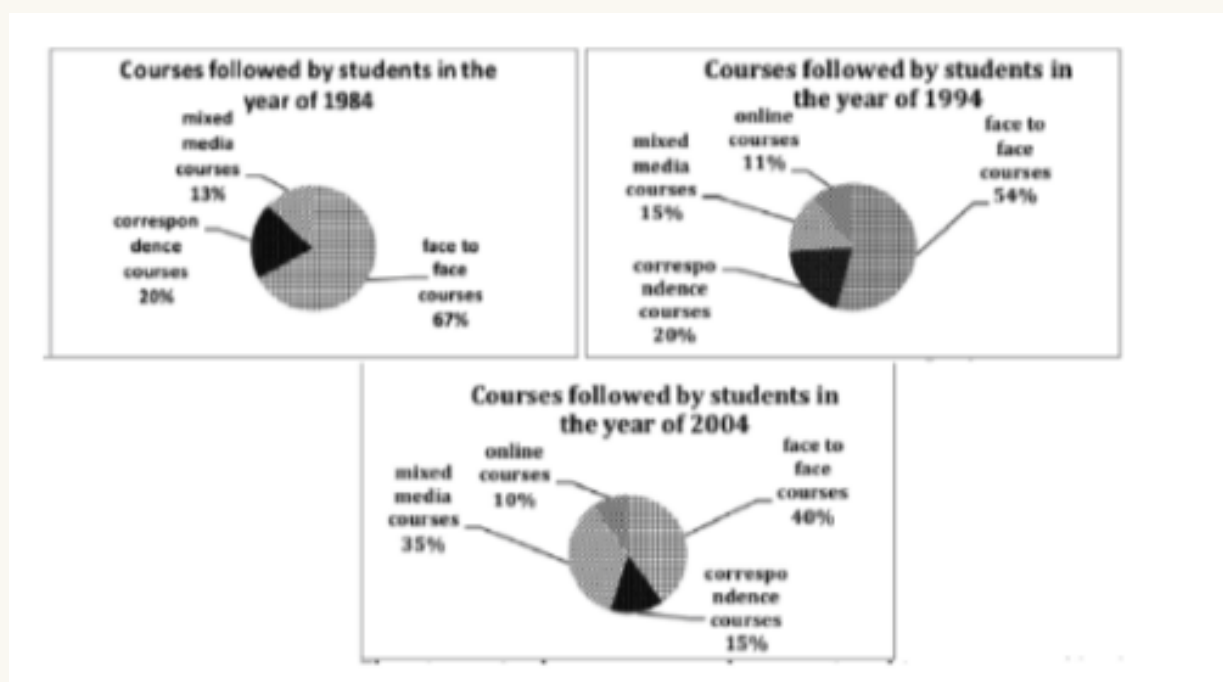
IELTS Writing Task 1 Pie Chart

The pie charts below show the different types of courses

1. The pie charts below show the different types of courses, which were followed by the students during the years of 1984, 1994 and 2004.

Summarise the information by selecting and reporting the main features and make comparisons where relevant.

Write at least 150 words.



The Pie Charts below show the different types of courses - Model Essay 1

The given pie charts depict the information about the various courses followed by the students in the years of 1984, 1994, and 2004.

Overall, In all of the years, most of the students followed face to face courses. And, in the year of 1994, the second most is mixed media courses which share the same percentage, whereas it acquired 35% during 2004.

The percentage of face to face courses gradually decreased as the year went on, while, on the contrary, the mixed media courses percentage slowly increased from 13% to 35%. But, it should be noted that face to face courses always remained dominated and mixed media courses continued to be second place.

Online courses introduced in the year of 2004, with the 10%. Although, correspondence courses carried on the same percentage in the two consecutive years. But, in 2004, it decreased to 5%. Another interesting thing to be noted is that the popularity of corresponding courses declined compared to mixed media courses.

(163 words)



The Pie Charts below show the different types of courses - Model Essay 2

The three pie charts illustrate which courses were followed by most of the students studied in 1984, 1994, and 2004.

In 1984, it was obvious that face to face courses were the most popular. The second most position was obtained by correspondence courses with 20%. And, mixed media courses were 13%.

Face to face courses were decreased to 13% in the year of 1994. And, mixed media courses were increased by two percent, whereas the correspondence courses remained the same percentage.

During 2004, online courses were followed by 10 percent of the students. It should be mentioned that correspondence courses were reduced to 5%. The mixed media courses progressed and attained 35%. And, the face to face courses declined to 40%.

Overall, though the percentage of students who followed face to face courses decreased, it continued to be in the first position. And, the mixed media gradually increased as the year went on, but it remained in the second most position.


(161 words)




Choose Your Next Step

Get 1-on-1 IELTS coaching from experts at 25% off!


Apply Coupon: **WELCOME25** for 25% off

 9597306237

Enroll in our IELTS live group class led by 5+ yrs experienced trainers.

 9597306237

Take 3 full-length practice tests for just ₹799/-

 9597306237

Use our daily reading practice lessons to reach your full potential.

[CLICK HERE](#)

✉ info.getieltspdf@gmail.com

All The Best!



IELTS Prep Video Resources

04



Click for 2025 Practice Tests



Call us – Crush the IELTS Test!



9597306237