

# IELTS Writing Task 1 Pie Chart

The pie charts show the online shopping sales for retail



**Take IELTS Full-Length Practice Tests**



IELTS Prep Video Resources



Click for 2025 Practice Tests



Call us - Crush the IELTS Test!



9597306237

Kindly Subscribe to our YouTube Channel to help us grow.

Access high-quality IELTS prep video resources to prepare efficiently.



IELTS Prep Video Resources



Click for 2025 Practice Tests



Call us – Crush the IELTS Test!



9597306237

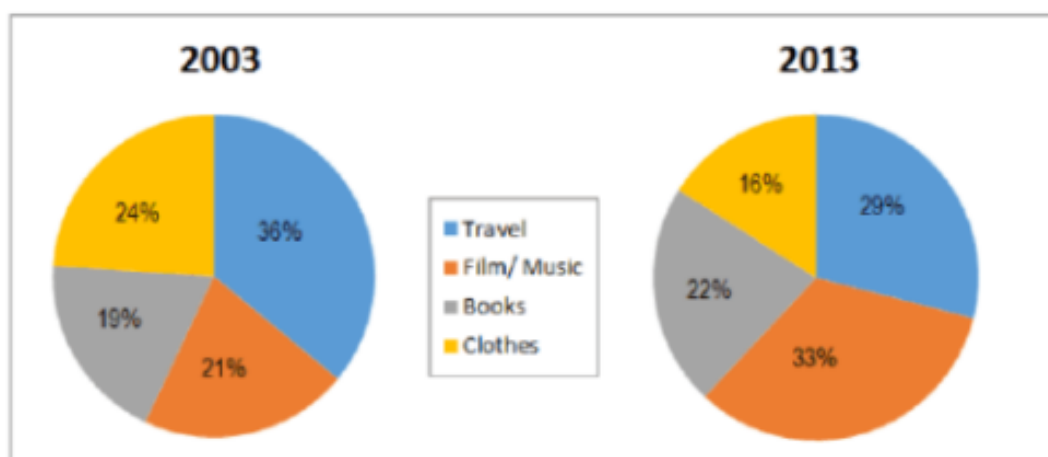
# IELTS Writing Task 1 Pie Chart

The pie charts show the online shopping sales for retail

1. The pie charts below show the online sales for retail sectors in New Zealand in 2003 and 2013.

Summarise the information by selecting and reporting the main features and make comparisons where relevant.

Write at least 150 words.



IELTS Prep Video Resources

01



Click for 2025 Practice Tests



Call us – Crush the IELTS Test!



9597306237

## **The Pie charts show the online shopping sales for retail - Sample Answer 1**

The pie chart depicts the percentage of online sales for travel, books and clothes, film or music in New Zealand in the year of 2003 and 2013. As per the pie chart, travel, film and music covered up the largest proportion of the total online sales in both years.

The dominant online sale in the year 2003 was travel sector related products and services which accounted for 36%. But, in 2013, it dropped to 29% and became the second most popular sector of total online sales. In 2003, clothes attained the position of second major sector with 24% of overall sales. But, as the year progressed and reached 2013, it reduced by 8%.

Film and music occupied 21% of the overall sales in 2003, while it increased to 33% which attained the topmost position in 2013. In 2013, the percentage of online sales for books was 22% whereas it was a little bit lower in 2003, which accounted for 19%.

(160 words)



## The Pie charts show the online shopping sales for retail - Sample Answer 2

The pie chart illustrates the proportion of four various online retail sales sectors in New Zealand in two selected years. It should be noted that online sales of film or music and books in the country rose over the ten year time. On the contrary, the travel and clothing sectors were in a low position.

The online sales of travel industries in New Zealand in 2003, attained 36% of overall sales. It was 12% higher compared to the clothing sector. But, in the 12 years, both of the industries went down to 29% and 16%.

As per the pie chart, the film or music sector, in online sales, drastically increased from 21% in 2003 to 33% in 2013. And, the sales of the books sector increased by 3% and reached 33% in 2013.

To conclude, it can be understood that between the two selected years, in New Zealand, the online sales of travel and clothing had decreased, whereas the sales of film and music had increased.


(166 words)




### Choose Your Next Step

Get 1-on-1 IELTS coaching from experts at 25% off!


Apply Coupon: **WELCOME25** for 25% off

 9597306237

Enroll in our IELTS live group class led by 5+ yrs experienced trainers.

 9597306237

Take 3 full-length practice tests for just ₹799/-

 9597306237

Use our daily reading practice lessons to reach your full potential.

[CLICK HERE](#)

✉ info.getieltspdf@gmail.com

**All The Best!**



IELTS Prep Video Resources

04



Click for 2025 Practice Tests



Call us – Crush the IELTS Test!



9597306237